

signature series vinyl windows & doors



premium vinyl windows and doors

to last a lifetime.

Why Vinyl?

There are many reasons to replace your old windows with new vinyl ones. Vinyl windows are strong, durable, energy efficient, aesthetically appealing, and require little maintenance.

All Majestic replacement windows feature fusion-welded PVC vinyl frames and sashes. The fusion-welded corners add an additional airtight barrier for your home, providing added energy savings. Vinyl is also a great insulator, superior in its resistance to heat transfer, cutting down on your heating and cooling costs throughout the year. Vinyl also withstands harsh weather and resists scratching, never peeling or cracking. Your Majestic Signature Series windows and doors will continue to look new for years to come.



Our warranty

All Majestic Signature Series windows have a *Lifetime Warranty with glass breakage, one of the strongest warranties in the industry. Covering everything from the frame and sash to hardware and screens for as long as you own your home. As a respected leader in the industry, it's our way of saying thank you. There are no hidden costs to attain this protection. In fact, you can transfer the warranty to the next homeowner.

**Note: Only applies to products purchased with Energy Green, ESM, and Triple Pane packages.*

tell a story without *saying a word.*

With superior quality and craftsmanship, our Majestic double hung window was built with a unique exterior design that emulates the beauty of a traditional wood window without the care and maintenance.

Each sash, effortlessly and easily slides open, allowing you to let the outdoors in. Best of all, both sashes tilt-in for safe and easy cleaning within the home.

Whether used individually, in multiples, or combined with picture windows, Majestic double hung windows are sure to complement your home for years to come.



Shadow grooved welds provide a clean and finished look.



Our sash and frame has a millwork fit and finish, providing an elegant, stylish appearance.



Stylish locks provide airtightness and security.



Optional EZ Turn & Tilt Lock

One simple operation controls the unlocking and tilting of the double hung window.



Linen



Almond



Brushed Nickel



Oil Rubbed Bronze

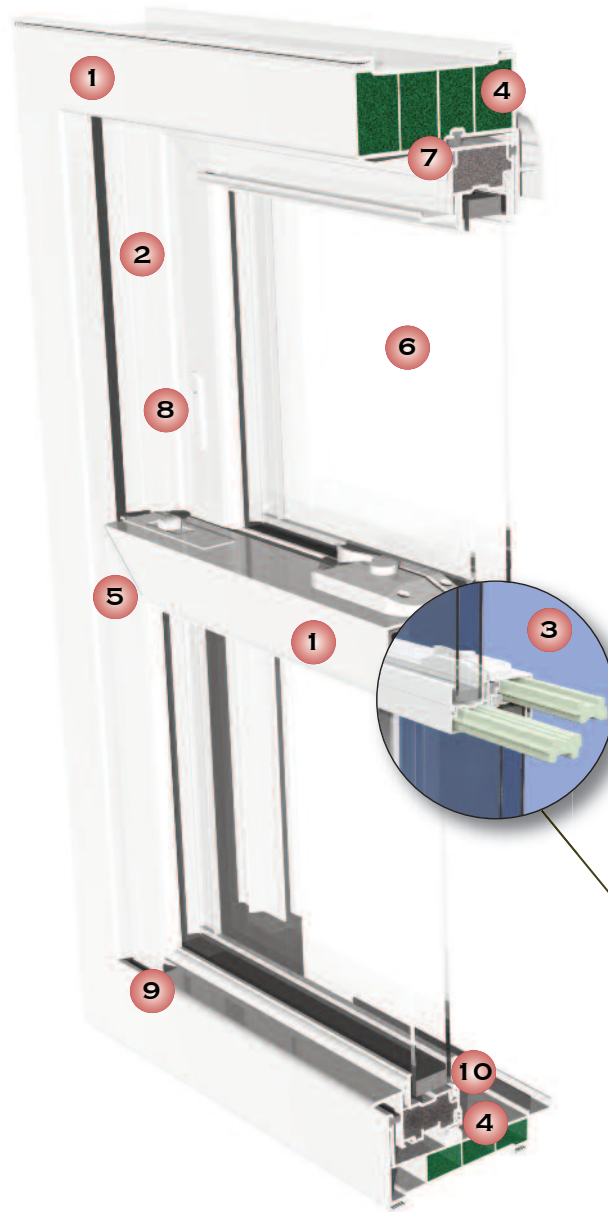
***Note:** EZ Turn & Tilt locks are only available with steel reinforced lock rail.





DOUBLE HUNG WINDOWS

it's in the *details.*



- 1 Heavy duty multi-chambered extrusions** provide structural integrity.
- 2 Minimal maintenance and easy operation** with tilt-in features and a Teflon® coated constant force balance system.
- 3 I-Beam reinforcement** is extremely strong and adds insulation value.
- 4 Foam filled frame and sashes*** add energy efficiency & comfort.
- 5 Shadow grooved welded sashes** show a clean fit and finish.
- 6 Double strength glass*** is heavier and far more durable than single strength.
- 7 Advanced, triple weather-stripping seals** for top efficiency performance.
- 8 Heavy duty night latches** offer ventilation.
- 9 Low profile sill, sash and frame** provide less vinyl frame, more glass.
- 10 Extruded locking aluminum half screen frame** with heavy duty aluminum corner reinforcements for years of worry free performance.

Reinforced Stiffener **I-BEAM**

All Majestic windows have reinforced lock and keeper rails which provide structural integrity.

*Double strength glass and foam filled frames and sashes only available on select glass packages. Please refer to our Glass Package details or confirm with your sales representative.

S L I D E R W I N D O W S



irtually unlimited possibilities. When space is limited, the slider is a great addition to any room. Narrow sightlines provide a larger viewing area and give your home an elegant, natural look. The track system with composite rollers allows the sash to glide smoothly, making the window effortless to open and close. A fully welded, multi-chambered frame and sash provide superior strength and durability, with an enhanced thermal performance. The stylish exterior beveled frame design adds elegance and curbside appeal to your home's exterior.



Composite Rollers
on Slider

Majestic sliders are available in two and three lites as well as several colors and glass styles to complement your individual taste.

B A S E M E N T V E N T

Tilting inward, our basement hopper provides both light and ventilation in many hard to accommodate areas in your home. The stainless steel hinges provide durability while the sash tilts inward with easy turn and tilt locks. Designed to keep insects, rodents, and cold air outside of the home, the optional dryer vent provides added protection from the weather and minimizes wall damage during installation.



Optional Dryer
Vent Available



CASEMENT & AWNING WINDOWS



The

perfect combination of elegance and performance.

Casement windows provide sophisticated elegance that complements styles from contemporary to traditional. Clean profiles add charm and style while fusion-welded frames provide strength and durability. These windows can be hinged on either side so the sash opens outward to the left or right in a swinging motion.


Casement windows are perfect for openings where additional protection is required from the weather. Structural and air leakage performance ratings exceed the DP-50 coastal requirements. Sashes open easily with a fold-down crank handle and offer a clear view of the outdoors while providing maximum ventilation.



Beveled exterior frame makes a stylish design statement.



Single-lever multi-point locking system provides security and an unmatched DP-60 Structural Performance Rating when ordered with double strength glass.



Depending on the size, two, three or four keepers align the sash up against the frame tightly, ensuring security and a weather-tight seal.



Stylish, fold-down handles offer a contemporary look with less interference with window treatments.

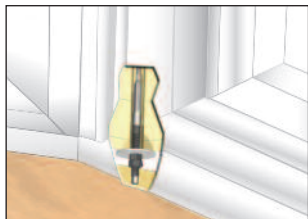
Available in both horizontal and vertical designs, awning windows are available in combinations of both fixed and operable units, allowing for optimum functionality and style.

admire the *view.*

BAY & BOW WINDOWS



*B*ring the outside in. No matter what your individual style may be, bay and bow windows speak loud and clear. Instantly add a focal point with panoramic views to any room. With premium vinyl frame and sash construction, these windows provide energy efficiency as well as elegance to your home. Virtually maintenance free, you can choose from a variety of colors and combinations of styles that add light as well as the appearance of more space. Plus you can choose from our extensive collection of grids and decorative glass options to truly personalize your home.



Factory Installed Cable Support System

The strongest cable support system on the market.



Optional Maxx-Bay® TK Insulated Seatboard for maximum thermal protection.



All seatboards are made using PureBond®, a non toxic formaldehyde free coating that improves indoor air quality.



All Majestic bays and bows are crafted using furniture-grade unfinished birch veneer. Head and seat boards are 1-1/8" thick and can be finished to match almost any interior.

Optional oak seatboard is available.

Options that *fit your style.*

Color Choices



Linen Almond

Solid



Oak Cherry

Interior Wood Grain



Sahara Brown Bronze Clay

Exterior Standard



Exterior Custom

Printing limitations prevent exact color duplication.
See your Ideal Window supplier for actual color samples.

Grid Options



Contour or Flat



SDL

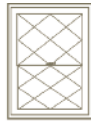
WINDOW GRIDS STYLES



Colonial



Prairie




Diamond




Craftsman

UltraVue Screen



Obscure Glass



Blinds Between The Glass

Providing privacy and light control, it's practically maintenance-free. Thermally sealed between insulated glass, privacy blinds feature a hidden cord and easily raise, lower, and tilt with a light touch. Available in select window styles.



One-touch operation

Color Choices



White



Tan



Sand



Espresso



Slate Gray



Silver Moon

WOCD Window Opening Control Device

Optional window opening control devices (WOCDs) are an innovative solution to address safety concerns regarding children.


Window Opening Control Device (WOCD) meet ASTM F2090-10 safety requirements.

Check local codes regarding egress and WOCDs.

Double Hungs & Sliders



Casements




Factory-applied Window Opening Control Devices. To meet the standard, our devices limit the window's net clear opening to 4" or less.



M

ake a grand entrance. Gain a picture perfect view to your yard, deck or patio with the modern look of a Buckingham patio door. Designed for smooth, light-touch operation, these doors are engineered for high-traffic use and are reinforced for added strength and security. Constructed from premium vinyl and a composite core frame, our patio doors never need painting and are made to endure years of maintenance-free wear. High-performance weatherstripping offers draft protection and year-round energy savings.



Vinyl wrapped eco-friendly composite core is resistant to mold growth.



Superior multi-point locking system comes standard with all hardware.

Hardware Options



Standard Elite Handle

Two-Tone color hardware options available, please inquire within.



White Black



Brass



Satin Nickel

Optional Euro Style Handles With KeyLock

Upgrade to this Euro style lock with several color options to choose from. Two-Tone color hardware options available, please inquire within.



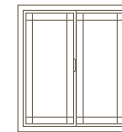
White Black

Grids

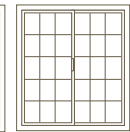


Flat or Contour Grids

GRIDS STYLES



Prairie



Colonial

Color Options



White



Clay/White



Brown/White



Bronze/White



Custom Painted

Security Options



Kick Lock



Security Bar



Guardian Security Lock

Blinds



Blinds Between the Glass



Glass Matters

Options that maximize your energy savings year round


Choosing the right glass for your windows is an important decision. No matter where you live, the Majestic series offers options just right for your climate.

Majestic windows high-performance glass packages are a combination of several energy-efficient elements, each contributing to a superior insulating glass unit resulting in energy savings all year-round.

Consult your window professional for the optimal glass package required for your home.


LowE Glass

Designed to efficiently and transparently reflect heat, this glass helps keep your home warmer in the winter and cooler in the summer.



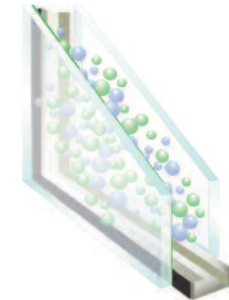
Triple Pane Glass

Three panes of glass, means six surfaces of window pane. This in turn means more surfaces for low-e coatings that can keep the thermal energy produced indoors where it belongs and not heating up the air outside your home! There are also insulation benefits to triple pane glass windows because of the two internal filled spaces rather than just one as in double paned. These spaces are filled with air, argon or krypton and work to stop heat transfer, as well as cutting down on noise.




Argon Gas / Krypton Gas

Argon Gas, 190% more dense than air, slows down the movement of the air within the air-space, reducing the transfer of heat to cold for improved energy efficiency. Similar to Argon gas, Krypton gas is three times heavier and provides superior thermal efficiency. Krypton gas works best in narrow air space, making it the best choice when using triple pane glass.




Foam Filled Frames and Sashes

Foam can increase the insulating value of the window's frame and sash by up to 30%. This translates into a 3-8% improvement in the window's overall U-Value, enhancing condensation resistance and improving frame rigidity.



Majestic Window does not warrant that inert gas infills (such as Argon or Krypton gas), sealed in the insulated glass unit at the point of manufacture, will not dissipate over time. Not all options are available on all products. Please see your representative for more details.

We go above and beyond to meet and exceed
ENERGY STAR® requirements.

 Ideal Window Mfg. Majestic Double Hung Window IAP-M-25-00166-00001 Vinyl Foam Filled Frame and Sash Energy ELITE Package	
ENERGY PERFORMANCE RATINGS	
U-Factor (U.S./I-P)	Solar Heat Gain Coefficient
0.27	0.22
ADDITIONAL PERFORMANCE RATINGS	
Visible Transmittance	Air Leakage (U.S./I-P)
0.48	≤ 0.3

U-Factor

U-Factor ratings generally range from .20 to 1.20. The lower the U-Factor, the less energy you will use to heat your home.

Visible Transmittance

Visible Transmittance (VT), measures the amount of light that enters through your windows. The higher the visible light transmission, the more light you get through your windows.

Solar Heat Gain Coefficient

A lower Solar Heat Gain Coefficient (SHGC), means less solar radiation passing through your window. The lower the Solar Heat Gain Coefficient rating means your home will remain cooler during the summer months.



Air Leakage

Every residence experiences some level of air infiltration as a result of air pressure differences between the inside and outside of the home. Keeping air leakage to a minimum is essential for attaining energy efficiency. Structurally strong, tight windows ensure lower heating bills and fewer drafts. To pass the air leakage test and achieve NFRC certification, the window must meet the requirements of a 0.3 rating or better. In accordance to NFRC all labels will read less than or equal to 0.3. Our Majestic double hung has an actual air leakage rating of **0.02!**

High Performance Glass Packages Maximize Your Energy Savings Year Round

THERMAL PERFORMANCE COMPARISON

	Double Hung		Dbl Slider		Casement		Picture	
	U-Factor	SHGC	U-Factor	SHGC	U-Factor	SHGC	U-Factor	SHGC
Energy Smart	0.29	0.28	0.29	0.28	0.27	0.24	0.29	0.30
Energy Green	0.27	0.28	0.27	0.28	0.26	0.24	0.27	0.30
Energy Elite	0.27	0.22	0.27	0.22	0.26	0.19	0.28	0.23
ESM	0.23	0.26	0.24	0.26	0.22	0.21	0.23	0.28
R5	0.20	0.24	0.20	0.24	0.19	0.21	0.19	0.26

Total Unit calculations are derived from computer simulations that are then verified by 3rd party testing in accordance with NFRC 100-04. Total unit performance is based on windows without grids.

Glass Package Details

Energy Smart: Dual pane 7/8" single strength I.G. with soft coat LowE, Argon Gas, and Ultra Intercept Spacer.

Energy Elite: Dual pane 7/8" single strength I.G. with Triple Silver LowE, Argon Gas, Foam Filled Frame and Sashes and Ultra Intercept Spacer.

Energy Green: Dual pane, 7/8" double strength I.G with softcoat LowE, Argon Gas, Foam Filled Frame and Sashes and an Ultra Intercept Spacer.

ESM: Dual pane, 7/8" double strength I.G with two surfaces of LowE, Argon Gas, Foam Filled Frame and Sashes and Ultra Intercept Spacer.

R5: Triple pane 7/8" single strength I.G with two surfaces of softcoat LowE, a blend of Argon & Krypton Gas, Foam Filled Frame and Sashes, and Tin Plated Intercept® Spacer.



MAJESTIC
Signature Series Vinyl Windows & Doors

www.majesticwindow.com